



ಬೃಹತ್ ಬೆಂಗಳೂರು ಮಹಾನಗರ ಪಾಲಿಕೆ
Bruhat Bengaluru Mahanagara Palike



BBMP COVID-19 WAR ROOM 31.05.2023

BBMP / COVID-19 WAR ROOM / BULLETIN – 1164/ 31.05.2023 / #BBMPfightsCOVID19



OVERVIEW OF COVID-19 IN BENGALURU

CASE TRENDS ACTIVE CASES **55**

<u>Confirmed Cases</u>	<u>Recovered Cases</u>	<u>Death Cases</u>
11 18,86,729 [#]	18 18,69,674 [#]	0 17,000 [#]

HOSPITALIZATION **1**

<u>ICU – V</u>	<u>ICU</u>	<u>HDU</u>	<u>General</u>
-	-	-	1

INCLUDES GOVT. QUOTA AND PRIVATE WALK-IN HOSPITALIZATION

VACCINATION **5** 2,07,00,624[#]

<u>First Dose</u>	<u>Second Dose</u>	<u>Precaution Dose</u>
1 96,89,863 [#]	1 95,11,665 [#]	3 14,99,096 [#]

TRIAGING

MTU
5

Tele Triage
4

ACTIVE CZs

0

MCZs (< 5 cases)
0

Clusters (> 5 cases)
0

TESTING **1,980** 3,24,19,258[#]

<u>RAT</u>	<u>RTPCR</u>
879	1,101

Positivity :0.65%
*FOR LAST 7 DAYS

: indicates cumulative numbers till date



ABSTRACT OF COVID-19 SCENARIO IN BENGALURU



	MALE			FEMALE			TRANSGENDER			TOTAL		
	Last 24 Hours	Last 7 Days	Cumulative	Last 24 Hours	Last 7 Days	Cumulative	Last 24 Hours	Last 7 Days	Cumulative	Last 24 Hours	Last 7 Days	Cumulative
Positive Cases	5	37	11,11,922	6	47	7,74,611	0	0	196	11	84	18,86,729
Recovered Cases	7	54	10,99,560	11	59	7,68,984	0	0	187	18	113	18,69,674
Death Cases	0	0	10,769	0	0	6,227	0	0	4	0	0	17,000
Total Tests Done	In Last 24 hrs. : 1,980			In last 7 days : 12,855			Cumulative : 3,24,19,258					
983	In Last 24 hrs. : 5			In last 7 days : 65			Cumulative : 2,07,00,624					
ACTIVE CASES									55			

*Covid deaths occurred today : 00 | Covid deaths occurred beyond last 24hrs., reported today : 00

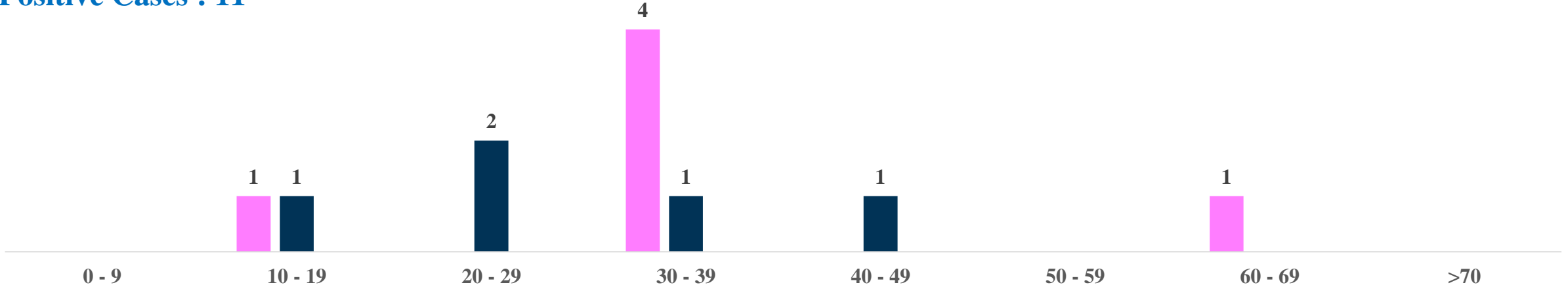


LAST 24 HOURS AGE GROUP AND GENDER WISE DISTRIBUTION

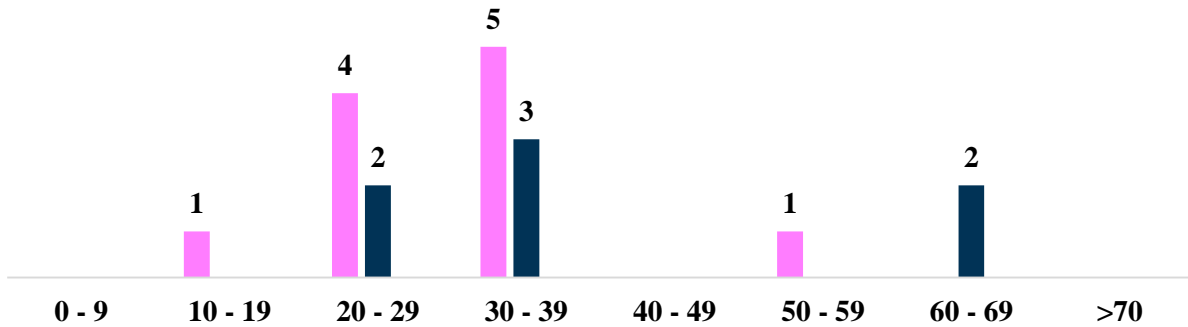


Positive Cases : 11

Female Male Transgender



Recovered Cases : 18

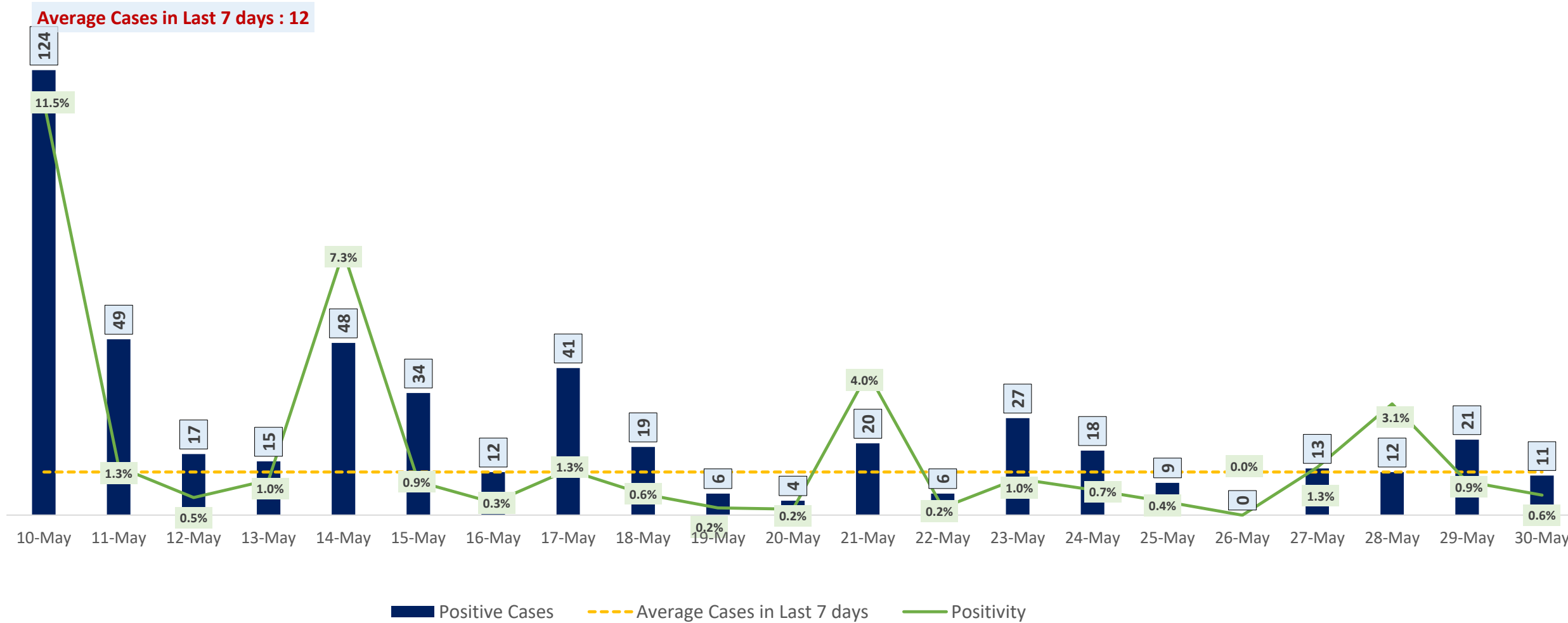


Death Cases : 0





POSITIVITY RATE OF BENGALURU – LAST 21 DAYS

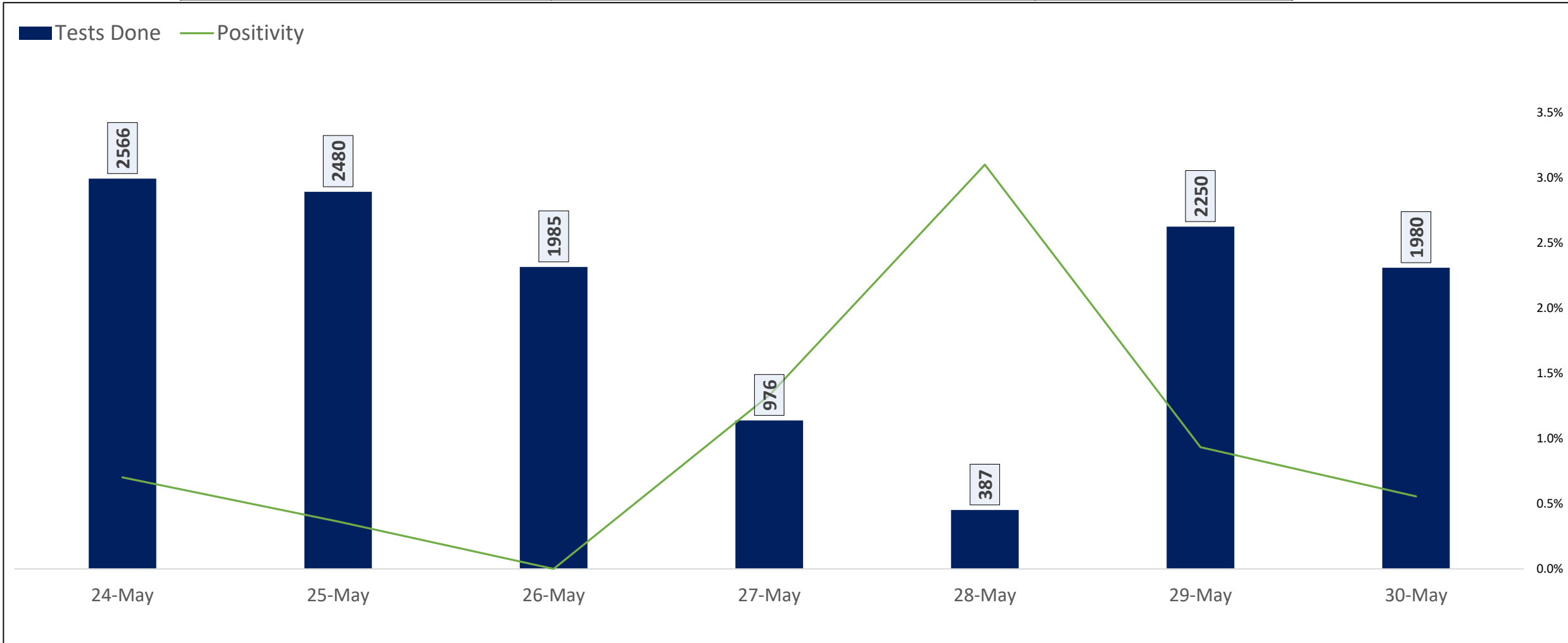




TESTING TRENDS IN BENGALURU

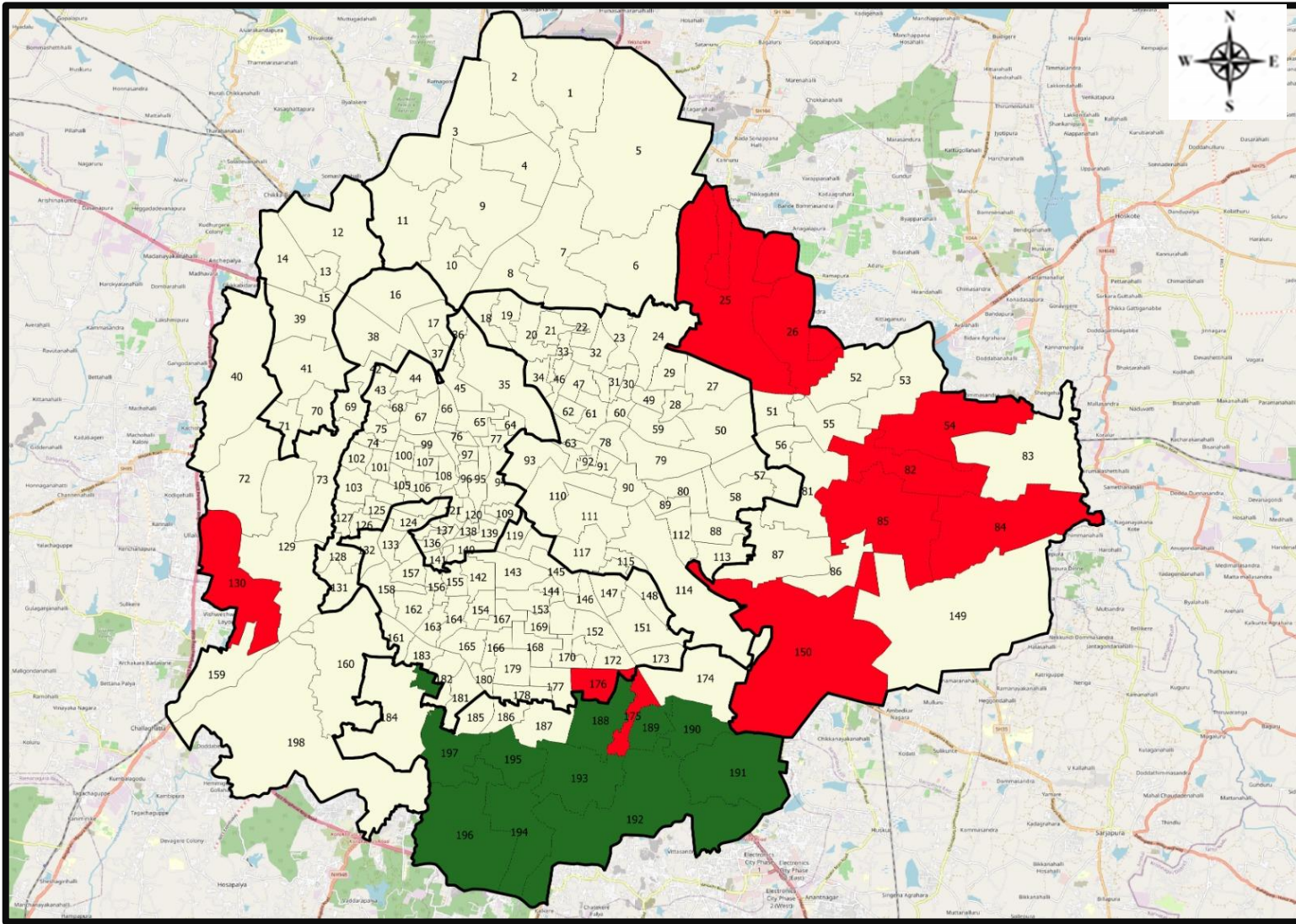


Total Test Conducted Till Date	Test Conducted Last 24 hours	Last 7 Days Average
3,24,19,258	1,980	1,836





BENGALURU URBAN MAP SHOWING TREND OF POSITIVE CASES IN LAST 7 DAYS



Top 10 wards reporting highest number of positive cases in last 10 days

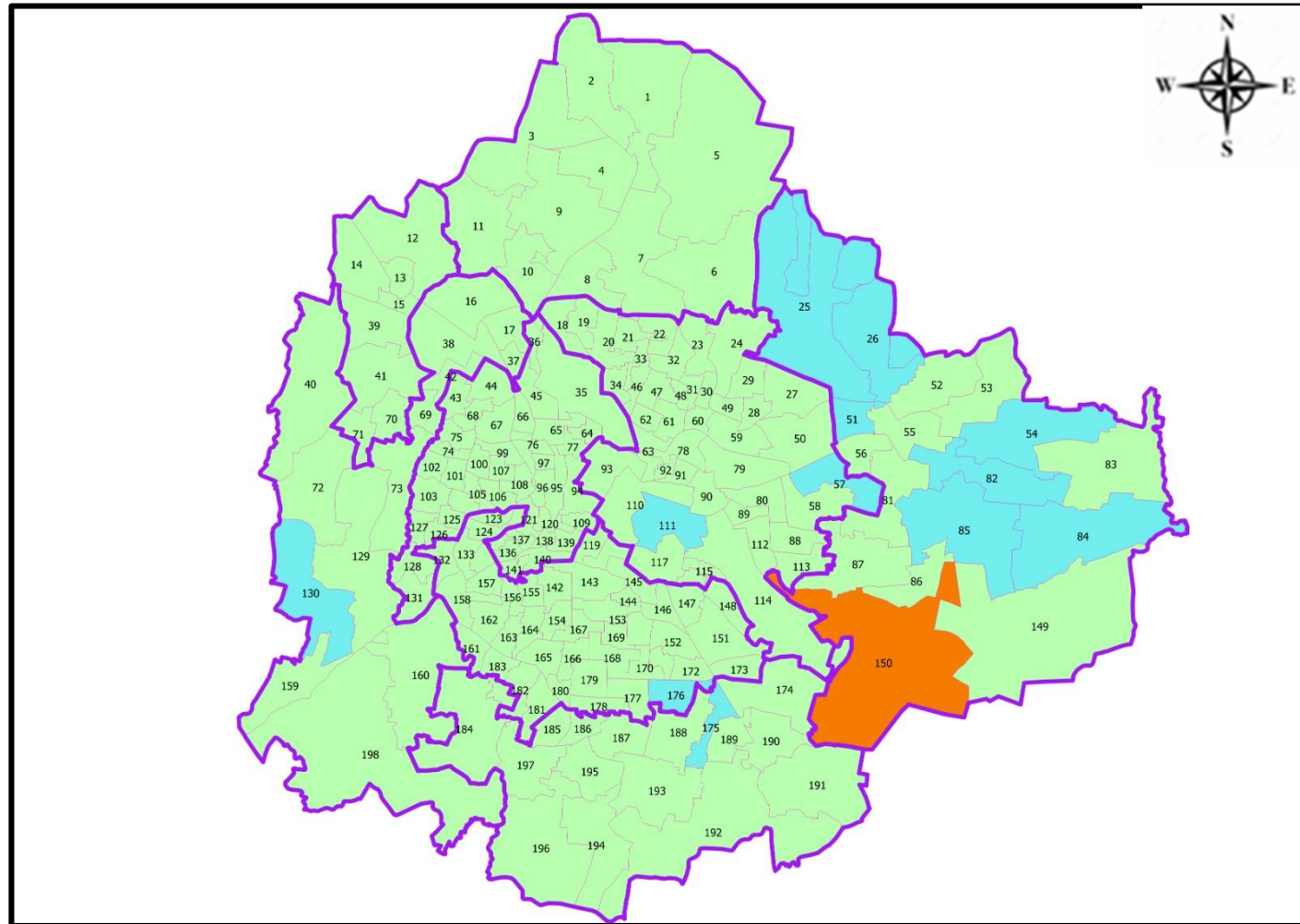
Ward No.	Ward Name	Daily Cases Average
150	Bellanduru	1
54	Hudi	1
82	Garudachar Palya	1
84	Hagadur	1
85	Dodda Nekkundi	1
130	Ullalu	1
175	Bommanahalli	1
176	B T M Layout	1
25	Horamavu	1
26	Ramamurthy Nagar	1







Top 10 wards reporting least number of positive cases in last 7 days

Ward No.	Ward Name	Daily Cases Average
197	Vasanthpura	0
196	Anjanapura	0
195	Konanakunte	0
194	Gottigere	0
193	Arakere	0
192	Begur	0
191	Singasandra	0
190	Mangammanapalya	0
189	Hongasandra	0
188	Bilekhali	0



BENGALURU MAP SHOWING INTENSITY OF POSITIVE CASES IN LAST 7 DAYS



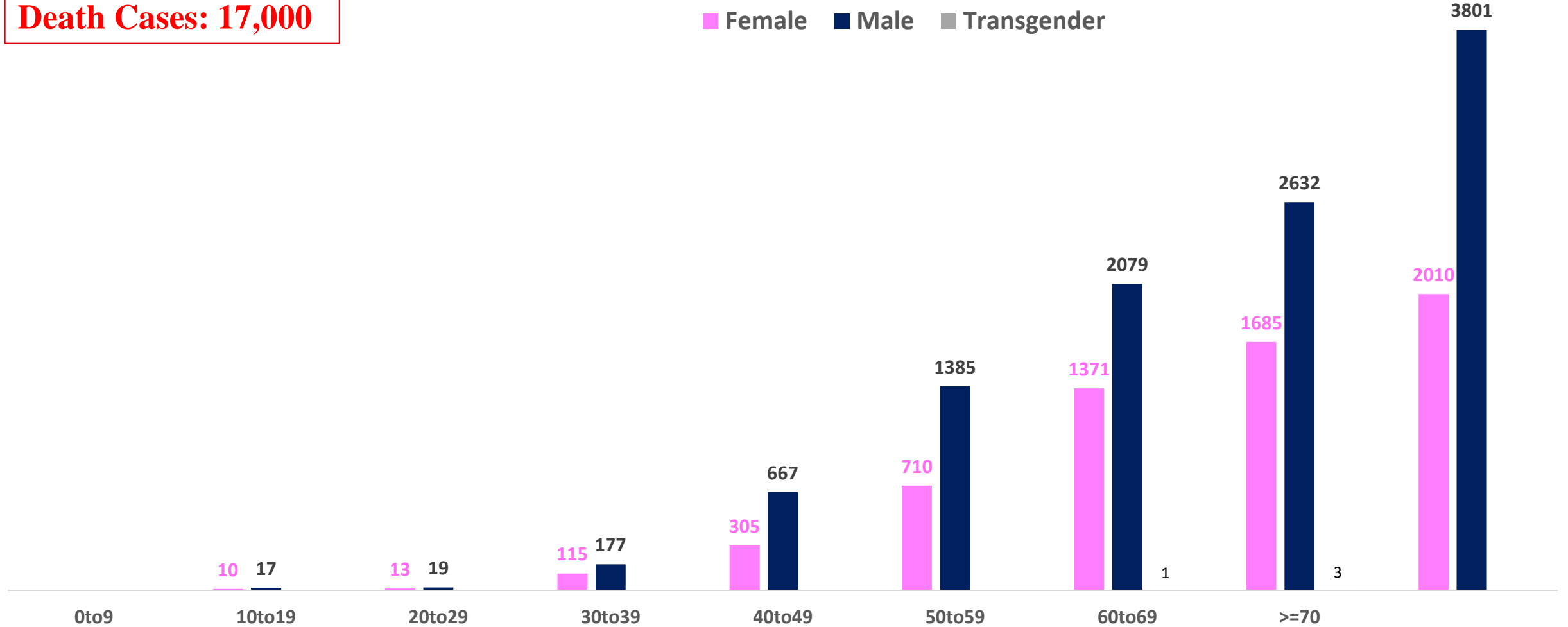
-  Level 1 : 0 to 1 Cases
-  Level 2 : 1 to 3 Cases
-  Level 3 : 3 to 5 Cases
-  Level 4 : 5 to 10 Cases
-  Level 5 : More than 10 Cases
-  Zone Boundaries



AGE AND GENDER WISE DISTRIBUTION OF DEATH CASES



Death Cases: 17,000





SNAPSHOT OF COVID-19 CASES IN BENGALURU URBAN



**Total Wards With
< = 1 Cases* :
171**

**Tests Conducted
on 30.05.2023:
1,980**

**Recovery
Rate*:
99.10%**

**Total
Active Cases :
55**

**Total Vaccinated
on 30.05.2023:
5**





**Positivity
Rate* :
0.65%**

**Active
Rate*:
0.00%**

**Case
Fatality Rate* :
0.00%**

*Total positive cases In the past 7 days

*CFR and positivity is for Past 7 days

Download BBMP Bulletin	https://apps.bbmpgov.in/covid19/mediabulletin.php
To register for vaccination :	https://selfregistration.cowin.gov.in/
BBMP COVID19 Dashboard:	https://apps.bbmpgov.in/covid19/
Follow us on:	 www.facebook.com/bbmp.comm1/
	 twitter.com/BBMPCOMM
	  BBMPSplHealth

Issued by:

Honorable Chief Commissioner, BBMP
Special Commissioner Health, BBMP
MD, Bengaluru Smart City Limited

THANK YOU !

